



Location: CMA1b - Oil Street Site Office

Report on 24-hour TSP monitoring

Action Level ($\mu\text{g}/\text{m}^3$) - 176.7

Limit Level ($\mu\text{g}/\text{m}^3$) - 260

Date	Sampling Time	Weather Condition	Filter paper no.	Filter Weight, g		Elapse Time, hr		Sampling Time, hr	Flow Rate, m^3/min			Total Volume, m^3	TSP Level, $\mu\text{g}/\text{m}^3$
				Initial	Final	Initial	Final		Initial, Q_{si}	Final, Q_{sf}	Average		
29-Jun-16	8:00	Rainy	016238	2.8413	2.9058	8364.96	8388.96	24.00	1.16	1.16	1.16	1665	38.7
6-Jul-16	15:20	Rainy	015677	2.8549	2.9660	8406.84	8430.84	24.00	1.16	1.15	1.16	1665	66.7
11-Jul-16	8:00	Cloudy	016428	2.9003	2.9591	8430.84	8454.84	24.00	1.15	1.16	1.15	1663	35.4
16-Jul-16	8:00	Fine	016394	2.8472	2.9268	8457.88	8481.88	24.00	1.12	1.12	1.12	1609	49.5
22-Jul-16	8:00	Fine	015591	2.8292	2.9008	8484.88	8508.88	24.00	1.12	1.12	1.12	1612	44.4

Remarks: Due to interruption of electricity, the 24hr TSP was rescheduled from 5 July 2016 to 6 July 2016.

Report on 1-hour TSP monitoring

Action Level ($\mu\text{g}/\text{m}^3$) - 320.1

Limit Level ($\mu\text{g}/\text{m}^3$) - 500

Date	Sampling Time	Weather Condition	Filter paper no.	Filter Weight, g		Elapse Time, hr		Sampling Time, hr	Flow Rate, m^3/min			Total Volume, m^3	TSP Level, $\mu\text{g}/\text{m}^3$
				Initial	Final	Initial	Final		Initial, Q_{si}	Final, Q_{sf}	Average		
30-Jun-16	9:25	Cloudy	016235	2.8413	2.8441	8388.96	8389.96	1.00	1.16	1.16	1.16	69	40.4
30-Jun-16	13:00	Cloudy	016229	2.8323	2.8376	8389.96	8390.96	1.00	1.16	1.16	1.16	69	76.4
30-Jun-16	16:40	Cloudy	015763	2.8259	2.8342	8390.96	8391.96	1.00	1.16	1.16	1.16	69	119.7
6-Jul-16	9:35	Rainy	015686	2.8314	2.8339	8403.82	8404.82	1.00	1.16	1.16	1.16	70	35.9
6-Jul-16	11:00	Rainy	015683	2.8354	2.8364	8404.82	8405.82	1.00	1.16	1.16	1.16	70	14.4
6-Jul-16	13:00	Rainy	015680	2.8334	2.8353	8405.82	8406.82	1.00	1.16	1.16	1.16	70	27.3
12-Jul-16	9:05	Cloudy	015674	2.8574	2.8586	8454.88	8455.88	1.00	1.16	1.16	1.16	69	17.3
12-Jul-16	10:35	Cloudy	016390	2.8594	2.8615	8455.88	8456.88	1.00	1.16	1.16	1.16	69	30.3
12-Jul-16	13:00	Cloudy	016393	2.8341	2.8369	8456.88	8457.88	1.00	1.16	1.16	1.16	69	40.4
18-Jul-16	9:15	Fine	016401	2.8518	2.8591	8481.88	8482.88	1.00	1.12	1.12	1.12	67	108.8
18-Jul-16	10:50	Fine	016404	2.8614	2.8687	8482.88	8483.88	1.00	1.12	1.12	1.12	67	108.8
18-Jul-16	13:00	Fine	015593	2.8521	2.8612	8483.88	8484.88	1.00	1.12	1.12	1.12	67	135.6
23-Jul-16	9:03	Fine	016643	2.9036	2.9073	8508.88	8509.88	1.00	1.12	1.12	1.12	67	55.1
23-Jul-16	10:25	Fine	016640	2.8969	2.9039	8509.88	8510.88	1.00	1.12	1.12	1.12	67	104.3
23-Jul-16	13:00	Fine	016637	2.8934	2.9063	8510.88	8511.88	1.00	1.12	1.12	1.12	67	192.1



Location: CMA2a - Causeway Bay Community Centre

Report on 24-hour TSP monitoring

Action Level ($\mu\text{g}/\text{m}^3$) - 169.5

Limit Level ($\mu\text{g}/\text{m}^3$) - 260

Date	Sampling Time	Weather Condition	Filter paper no.	Filter Weight, g		Elapse Time, hr		Sampling Time, hr	Flow Rate, m^3/min			Total Volume, m^3	TSP Level, $\mu\text{g}/\text{m}^3$
				Initial	Final	Initial	Final		Initial, Q_{si}	Final, Q_{sf}	Average		
29-Jun-16	8:00	Rainy	016201	2.8760	2.9308	18024.69	18048.69	24.00	1.13	1.13	1.13	1624	33.7
5-Jul-16	8:00	Cloudy	015764	2.8299	2.9017	18051.69	18075.69	24.00	1.26	1.26	1.26	1817	39.5
11-Jul-16	8:00	Cloudy	016429	2.9028	2.9623	18078.69	18102.69	24.00	1.19	1.19	1.19	1715	34.7
18-Jul-16	14:05	Fine	016510	2.8738	2.9212	18108.69	18132.69	24.00	1.09	1.09	1.09	1564	30.3
22-Jul-16	8:00	Fine	016480	2.9077	2.9577	18132.69	18156.69	24.00	1.09	1.09	1.09	1565	31.9

Remarks: Due to interruption of electricity, the 24hr TSP was rescheduled from 16 July 2016 to 18 July 2016.

Report on 1-hour TSP monitoring

Action Level ($\mu\text{g}/\text{m}^3$) - 323.4

Limit Level ($\mu\text{g}/\text{m}^3$) - 500

Date	Sampling Time	Weather Condition	Filter paper no.	Filter Weight, g		Elapse Time, hr		Sampling Time, hr	Flow Rate, m^3/min			Total Volume, m^3	TSP Level, $\mu\text{g}/\text{m}^3$
				Initial	Final	Initial	Final		Initial, Q_{si}	Final, Q_{sf}	Average		
30-Jun-16	9:22	Cloudy	015789	2.8123	2.8144	18048.69	18049.69	1.00	1.13	1.13	1.13	68	31.1
30-Jun-16	13:00	Cloudy	015770	2.8392	2.8404	18049.69	18050.69	1.00	1.13	1.13	1.13	68	17.7
30-Jun-16	16:40	Cloudy	015766	2.8407	2.8451	18050.69	18051.69	1.00	1.13	1.13	1.13	68	65.1
6-Jul-16	9:35	Rainy	015696	2.8227	2.8266	18075.69	18076.69	1.00	1.20	1.20	1.20	72	54.3
6-Jul-16	13:00	Rainy	015692	2.8281	2.8300	18076.69	18077.69	1.00	1.20	1.20	1.20	72	26.4
6-Jul-16	15:21	Rainy	016430	2.8993	2.9056	18077.69	18078.69	1.00	1.20	1.20	1.20	72	87.7
12-Jul-16	9:12	Cloudy	016416	2.9414	2.9465	18102.69	18103.69	1.00	1.16	1.16	1.16	70	73.3
12-Jul-16	10:15	Cloudy	016420	2.9077	2.9116	18103.69	18104.69	1.00	1.13	1.13	1.13	68	57.7
12-Jul-16	13:00	Cloudy	016424	2.9297	2.9346	18104.69	18105.69	1.00	1.13	1.13	1.13	68	72.5
18-Jul-16	9:18	Fine	016364	2.8438	2.8474	18105.69	18106.69	1.00	1.09	1.09	1.09	65	55.2
18-Jul-16	10:55	Fine	016382	2.8303	2.8349	18106.69	18107.69	1.00	1.09	1.09	1.09	65	70.6
18-Jul-16	13:00	Fine	016512	2.8942	2.9000	18107.69	18108.69	1.00	1.15	1.15	1.15	69	84.3
23-Jul-16	9:02	Fine	016678	2.9334	2.9379	18156.69	18157.69	1.00	1.09	1.09	1.09	65	69.0
23-Jul-16	10:23	Fine	016655	2.8865	2.8912	18157.69	18158.69	1.00	1.09	1.09	1.09	65	72.1
23-Jul-16	13:00	Fine	016652	2.8829	2.8900	18158.69	18159.69	1.00	1.09	1.09	1.09	65	108.9



Location: CMA3a - CWB PRE Site Office Area

Report on 24-hour TSP monitoring
Action Level ($\mu\text{g}/\text{m}^3$) - 171
Limit Level ($\mu\text{g}/\text{m}^3$) - 260

Date	Sampling Time	Weather Condition	Filter paper no.	Filter Weight, g		Elapse Time, hr		Sampling Time, hr	Flow Rate, m^3/min			Total Volume, m^3	TSP Level, $\mu\text{g}/\text{m}^3$
				Initial	Final	Initial	Final		Initial, Q_{si}	Final, Q_{sf}	Average		
29-Jun-16	8:00	Rainy	016239	2.8456	2.9270	5499.54	5523.54	24.00	1.24	1.24	1.24	1791	45.4
5-Jul-16	8:00	Cloudy	015762	2.8229	2.8551	5526.55	5550.55	24.00	1.13	1.13	1.13	1627	19.8
11-Jul-16	8:00	Cloudy	015678	2.8499	2.9397	5553.54	5577.54	24.00	1.24	1.24	1.24	1788	50.2
16-Jul-16	8:00	Fine	016398	2.8366	2.9244	5580.54	5604.54	24.00	1.16	1.16	1.16	1671	52.5
22-Jul-16	8:00	Fine	015592	2.8491	2.9253	5607.54	5631.54	24.00	1.16	1.16	1.16	1675	45.5

Report on 1-hour TSP monitoring
Action Level ($\mu\text{g}/\text{m}^3$) - 311.3
Limit Level ($\mu\text{g}/\text{m}^3$) - 500

Date	Sampling Time	Weather Condition	Filter paper no.	Filter Weight, g		Elapse Time, hr		Sampling Time, hr	Flow Rate, m^3/min			Total Volume, m^3	TSP Level, $\mu\text{g}/\text{m}^3$
				Initial	Final	Initial	Final		Initial, Q_{si}	Final, Q_{sf}	Average		
30-Jun-16	9:05	Cloudy	016236	2.8425	2.8455	5523.54	5524.54	1.00	1.19	1.19	1.19	71	42.2
30-Jun-16	11:00	Cloudy	016227	2.8285	2.8323	5524.54	5525.54	1.00	1.19	1.19	1.19	71	53.4
30-Jun-16	16:11	Cloudy	016228	2.8356	2.8389	5525.54	5526.54	1.00	1.19	1.19	1.19	71	46.4
6-Jul-16	9:15	Rainy	015756	2.8169	2.8191	5550.55	5551.55	1.00	1.13	1.13	1.13	68	32.4
6-Jul-16	10:50	Rainy	015684	2.8335	2.8349	5551.55	5552.55	1.00	1.16	1.16	1.16	70	20.1
6-Jul-16	13:00	Rainy	015681	2.8178	2.8209	5552.55	5553.55	1.00	1.25	1.25	1.25	75	41.4
12-Jul-16	8:50	Cloudy	015675	2.8592	2.8610	5577.54	5578.54	1.00	1.24	1.24	1.24	75	24.1
12-Jul-16	10:25	Cloudy	016434	2.8880	2.8903	5578.54	5579.54	1.00	1.24	1.24	1.24	75	30.8
12-Jul-16	13:00	Cloudy	015392	2.8392	2.8439	5579.54	5580.54	1.00	1.24	1.24	1.24	75	63.0
18-Jul-16	8:45	Fine	016400	2.8499	2.8535	5604.54	5605.54	1.00	1.10	1.10	1.10	66	54.8
18-Jul-16	10:25	Fine	016403	2.8537	2.8572	5605.54	5606.54	1.00	1.03	1.03	1.03	62	56.7
18-Jul-16	13:00	Fine	015594	2.8667	2.8721	5606.54	5607.54	1.00	1.16	1.16	1.16	70	77.4
23-Jul-16	8:40	Fine	016644	2.8840	2.8900	5631.54	5632.54	1.00	1.16	1.16	1.16	70	86.0
23-Jul-16	10:10	Fine	016679	2.9203	2.9283	5632.54	5633.54	1.00	1.16	1.16	1.16	70	114.6
23-Jul-16	13:00	Fine	016638	2.8933	2.9031	5633.54	5634.54	1.00	1.16	1.16	1.16	70	140.4



Location: CMA4a - SPCA

Report on 24-hour TSP monitoring

Action Level ($\mu\text{g}/\text{m}^3$) - 171.2
Limit Level ($\mu\text{g}/\text{m}^3$) - 260

Date	Sampling Time	Weather Condition	Filter paper no.	Filter Weight, g		Elapse Time, hr		Sampling Time, hr	Flow Rate, m^3/min			Total Volume, m^3	TSP Level, $\mu\text{g}/\text{m}^3$
				Initial	Final	Initial	Final		Initial, Q_{si}	Final, Q_{sf}	Average		
29-Jun-16	8:00	Rainy	016202	2.8723	2.9227	22283.24	22307.24	24.00	1.28	1.28	1.28	1842	27.4
5-Jul-16	8:00	Cloudy	015765	2.8294	2.8715	22310.24	22334.24	24.00	1.28	1.28	1.28	1844	22.8
11-Jul-16	8:00	Cloudy	016431	2.9003	2.9596	22337.24	22361.24	24.00	1.30	1.30	1.30	1877	31.6
16-Jul-16	8:00	Fine	015384	2.8524	2.9095	22364.24	22388.24	24.00	1.14	1.14	1.14	1644	34.7
22-Jul-16	8:00	Fine	016511	2.8933	2.9389	22391.24	22415.24	24.00	1.14	1.14	1.14	1646	27.7

Report on 1-hour TSP monitoring

Action Level ($\mu\text{g}/\text{m}^3$) - 312.5
Limit Level ($\mu\text{g}/\text{m}^3$) - 500

Date	Sampling Time	Weather Condition	Filter paper no.	Filter Weight, g		Elapse Time, hr		Sampling Time, hr	Flow Rate, m^3/min			Total Volume, m^3	TSP Level, $\mu\text{g}/\text{m}^3$
				Initial	Final	Initial	Final		Initial, Q_{si}	Final, Q_{sf}	Average		
30-Jun-16	9:07	Cloudy	015790	2.8187	2.8208	22307.24	22308.24	1.00	1.28	1.28	1.28	77	27.4
30-Jun-16	11:00	Cloudy	015771	2.8381	2.8393	22308.24	22309.24	1.00	1.28	1.28	1.28	77	15.6
30-Jun-16	16:08	Cloudy	015767	2.8489	2.8499	22309.24	22310.24	1.00	1.28	1.28	1.28	77	13.0
6-Jul-16	9:17	Rainy	015753	2.8058	2.8073	22334.24	22335.24	1.00	1.28	1.28	1.28	77	19.5
6-Jul-16	10:49	Rainy	015693	2.8126	2.8136	22335.24	22336.24	1.00	1.28	1.28	1.28	77	13.0
6-Jul-16	16:08	Rainy	015690	2.8271	2.8283	22336.24	22337.24	1.00	1.28	1.28	1.28	77	15.6
12-Jul-16	8:55	Cloudy	016415	2.9473	2.9493	22361.24	22362.24	1.00	1.30	1.30	1.30	78	25.6
12-Jul-16	10:28	Cloudy	016418	2.9174	2.9205	22362.24	22363.24	1.00	1.30	1.30	1.30	78	39.6
12-Jul-16	13:00	Cloudy	016422	2.9252	2.9282	22363.24	22364.24	1.00	1.28	1.28	1.28	77	39.1
18-Jul-16	8:59	Fine	016365	2.8375	2.8391	22388.24	22389.24	1.00	1.14	1.14	1.14	69	23.3
18-Jul-16	10:28	Fine	016361	2.8269	2.8296	22389.24	22390.24	1.00	1.14	1.14	1.14	69	39.4
18-Jul-16	13:00	Fine	016385	2.8367	2.8388	22390.24	22391.24	1.00	1.14	1.14	1.14	69	30.6
23-Jul-16	8:15	Fine	016668	2.9167	2.9201	22415.24	22416.24	1.00	1.19	1.19	1.19	72	47.4
23-Jul-16	10:09	Fine	016656	2.9002	2.9040	22416.24	22417.24	1.00	1.19	1.19	1.19	72	53.0
23-Jul-16	13:00	Fine	016676	2.9082	2.9125	22417.24	22418.24	1.00	1.14	1.14	1.14	69	62.7



Location: CMA5b - Pedestrian Plaza

Report on 24-hour TSP monitoring

Action Level ($\mu\text{g}/\text{m}^3$) - 181

Limit Level ($\mu\text{g}/\text{m}^3$) - 260

Date	Sampling Time	Weather Condition	Filter paper no.	Filter Weight, g		Elapse Time, hr		Sampling Time, hr	Flow Rate, m^3/min			Total Volume, m^3	TSP Level, $\mu\text{g}/\text{m}^3$
				Initial	Final	Initial	Final		Initial, Q_{si}	Final, Q_{sf}	Average		
29-Jun-16	8:00	Rainy	016203	2.8726	2.9616	6827.68	6851.68	24.00	0.70	0.69	0.69	1000	89.0
5-Jul-16	8:00	Cloudy	015760	2.8173	2.9193	6854.68	6878.68	24.00	0.69	0.70	0.70	1002	101.8
12-Jul-16	16:17	Cloudy	015386	2.8609	2.9375	6888.12	6912.12	24.00	0.69	0.69	0.69	997	76.8
16-Jul-16	8:00	Fine	016388	2.8497	2.9315	6912.16	6936.16	24.00	1.00	1.00	1.00	1441	56.7
22-Jul-16	8:00	Fine	016405	2.8524	2.9551	6939.16	6963.16	24.00	1.00	1.00	1.00	1445	71.1

Remarks: Due to interruption of electricity, the 24hr TSP was rescheduled from 11 July 2016 to 12 July 2016.

Report on 1-hour TSP monitoring

Action Level ($\mu\text{g}/\text{m}^3$) - 332

Limit Level ($\mu\text{g}/\text{m}^3$) - 500

Date	Sampling Time	Weather Condition	Filter paper no.	Filter Weight, g		Elapse Time, hr		Sampling Time, hr	Flow Rate, m^3/min			Total Volume, m^3	TSP Level, $\mu\text{g}/\text{m}^3$
				Initial	Final	Initial	Final		Initial, Q_{si}	Final, Q_{sf}	Average		
30-Jun-16	8:06	Cloudy	015784	2.8217	2.8257	6851.68	6852.68	1.00	0.69	0.69	0.69	42	96.2
30-Jun-16	10:18	Cloudy	015787	2.8313	2.8370	6852.68	6853.68	1.00	0.69	0.69	0.69	42	137.1
30-Jun-16	15:21	Cloudy	015768	2.8439	2.8482	6853.68	6854.68	1.00	0.69	0.69	0.69	42	103.4
6-Jul-16	9:03	Rainy	015754	2.8230	2.8272	6878.68	6879.68	1.00	0.77	0.77	0.77	46	90.7
6-Jul-16	10:35	Rainy	015694	2.8150	2.8163	6879.68	6880.68	1.00	0.70	0.70	0.70	42	31.0
6-Jul-16	13:00	Rainy	015687	2.8284	2.8320	6880.68	6881.68	1.00	0.70	0.70	0.70	42	85.9
12-Jul-16	13:00	Cloudy	016408	2.8610	2.8666	6884.37	6885.37	1.00	0.69	0.69	0.69	42	134.6
12-Jul-16	14:12	Cloudy	016425	2.9048	2.9098	6885.37	6886.37	1.00	0.69	0.69	0.69	42	120.2
12-Jul-16	15:15	Cloudy	016383	2.8562	2.8607	6886.37	6887.37	1.00	0.69	0.69	0.69	42	108.2
18-Jul-16	8:46	Fine	016366	2.8503	2.8553	6936.16	6937.16	1.00	1.00	1.00	1.00	60	83.1
18-Jul-16	10:13	Fine	016362	2.8379	2.8418	6937.16	6938.16	1.00	0.88	0.88	0.88	53	74.0
18-Jul-16	13:00	Fine	016359	2.8363	2.8414	6938.16	6939.16	1.00	1.00	1.00	1.00	60	84.8
23-Jul-16	8:02	Fine	016681	2.9299	2.9367	6963.16	6964.16	1.00	0.94	0.94	0.94	56	120.4
23-Jul-16	10:05	Fine	016677	2.9125	2.9223	6964.16	6965.16	1.00	0.94	0.94	0.94	56	173.5
23-Jul-16	13:00	Fine	016653	2.9084	2.9208	6965.16	6966.16	1.00	0.88	0.88	0.88	53	235.0



Location: MA1e - International Finance Centre (Eastern Wing)

Report on 24-hour TSP monitoring

Action Level ($\mu\text{g}/\text{m}^3$) - 173.4

Limit Level ($\mu\text{g}/\text{m}^3$) - 260

Date	Sampling Time	Weather Condition	Filter paper no.	Filter Weight, g		Elapse Time, hr		Sampling Time, hr	Flow Rate, m^3/min			Total Volume, m^3	TSP Level, $\mu\text{g}/\text{m}^3$
				Initial	Final	Initial	Final		Initial, Q_{si}	Final, Q_{sf}	Average		
29-Jun-16	8:00	Rainy	015776	2.8433	2.9045	18966.71	18990.71	24.00	1.22	1.22	1.22	1751	35.0
5-Jul-16	8:00	Cloudy	016217	2.8427	2.8865	18993.71	19017.71	24.00	1.22	1.22	1.22	1753	25.0
11-Jul-16	8:00	Cloudy	015740	2.7932	2.8316	19020.65	19044.65	24.00	1.21	1.22	1.21	1748	22.0
16-Jul-16	8:00	Fine	015330	2.8272	2.8846	19047.65	19071.65	24.00	1.19	1.19	1.19	1711	33.5
22-Jul-16	8:00	Fine	016376	2.8559	2.9350	19074.65	19098.65	24.00	1.23	1.23	1.23	1771	44.7

Report on 1-hour TSP monitoring

Action Level ($\mu\text{g}/\text{m}^3$) - 325.1

Limit Level ($\mu\text{g}/\text{m}^3$) - 500

Date	Sampling Time	Weather Condition	Filter paper no.	Filter Weight, g		Elapse Time, hr		Sampling Time, hr	Flow Rate, m^3/min			Total Volume, m^3	TSP Level, $\mu\text{g}/\text{m}^3$
				Initial	Final	Initial	Final		Initial, Q_{si}	Final, Q_{sf}	Average		
30-Jun-16	8:01	Cloudy	015773	2.8218	2.8234	18990.71	18991.71	1.00	1.22	1.22	1.22	73	21.9
30-Jun-16	9:03	Cloudy	016225	2.8330	2.8350	18991.71	18992.71	1.00	1.22	1.22	1.22	73	27.4
30-Jun-16	10:05	Cloudy	016222	2.8239	2.8251	18992.71	18993.71	1.00	1.22	1.22	1.22	73	16.5
6-Jul-16	8:05	Rainy	016231	2.8246	2.8277	19017.71	19018.71	1.00	1.22	1.22	1.22	73	42.4
6-Jul-16	9:07	Rainy	015745	2.8239	2.8250	19018.71	19019.71	1.00	1.22	1.22	1.22	73	15.0
6-Jul-16	10:09	Rainy	015742	2.8184	2.8203	19019.71	19020.71	1.00	1.22	1.22	1.22	73	26.0
12-Jul-16	8:30	Cloudy	016306	2.8293	2.8306	19044.65	19045.65	1.00	1.22	1.22	1.22	73	17.8
12-Jul-16	13:00	Cloudy	016308	2.8421	2.8434	19045.65	19046.65	1.00	1.22	1.22	1.22	73	17.8
12-Jul-16	14:03	Cloudy	015333	2.8509	2.8549	19046.65	19047.65	1.00	1.22	1.22	1.22	73	54.9
18-Jul-16	8:03	Fine	016367	2.8439	2.8454	19071.65	19072.65	1.00	1.19	1.19	1.19	71	21.0
18-Jul-16	9:06	Fine	016370	2.8490	2.8502	19072.65	19073.65	1.00	1.19	1.19	1.19	71	16.8
18-Jul-16	10:09	Fine	016373	2.8309	2.8325	19073.65	19074.65	1.00	1.19	1.19	1.19	71	22.4
23-Jul-16	8:01	Fine	016379	2.8510	2.8556	19098.65	19099.65	1.00	1.23	1.23	1.23	74	62.4
23-Jul-16	9:02	Fine	016668	2.9119	2.9158	19099.65	19100.65	1.00	1.23	1.23	1.23	74	52.9
23-Jul-16	10:04	Fine	016665	2.8969	2.9006	19100.65	19101.65	1.00	1.23	1.23	1.23	74	50.2



Location: MA1w - International Finance Centre (Western Wing)

Report on 24-hour TSP monitoring

Action Level ($\mu\text{g}/\text{m}^3$) - 173.4
Limit Level ($\mu\text{g}/\text{m}^3$) - 260

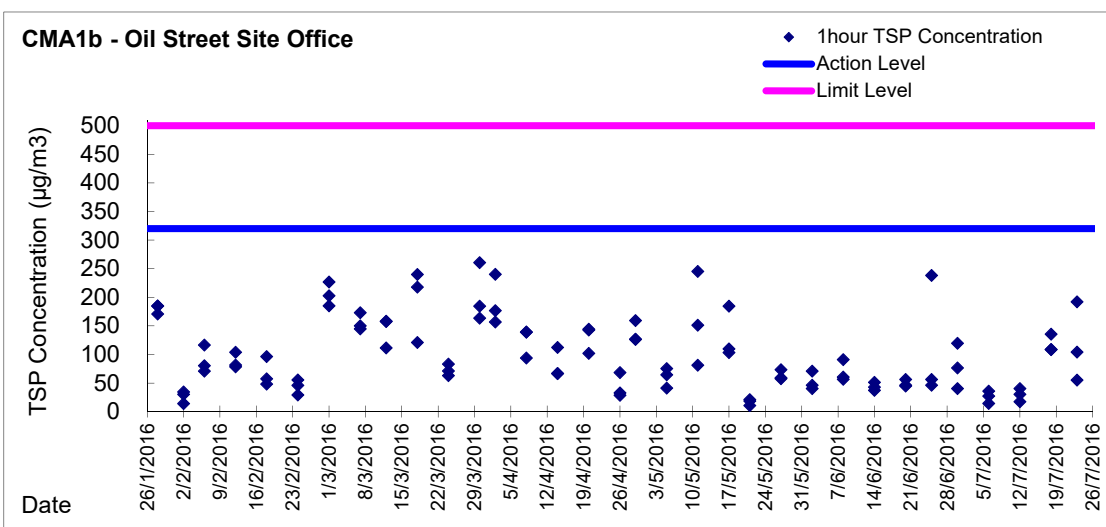
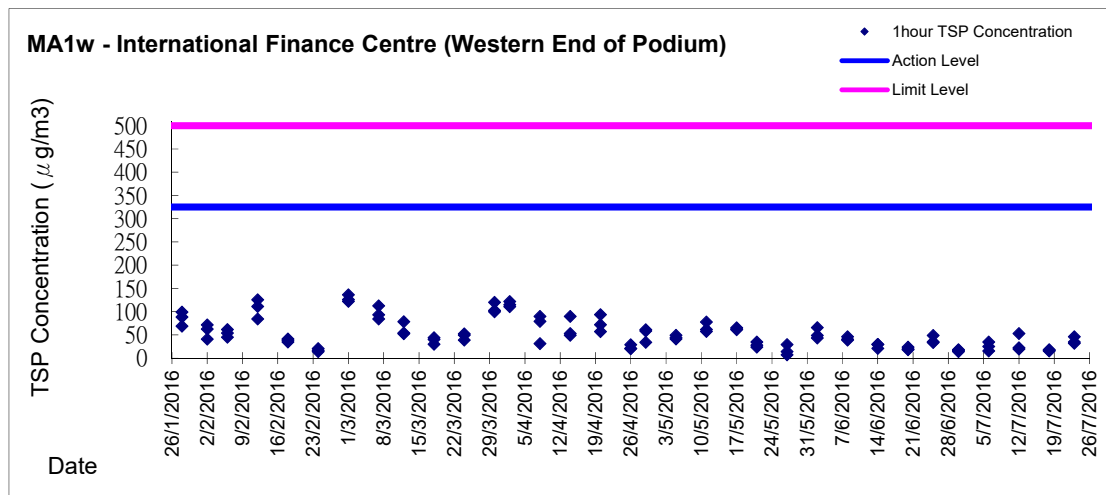
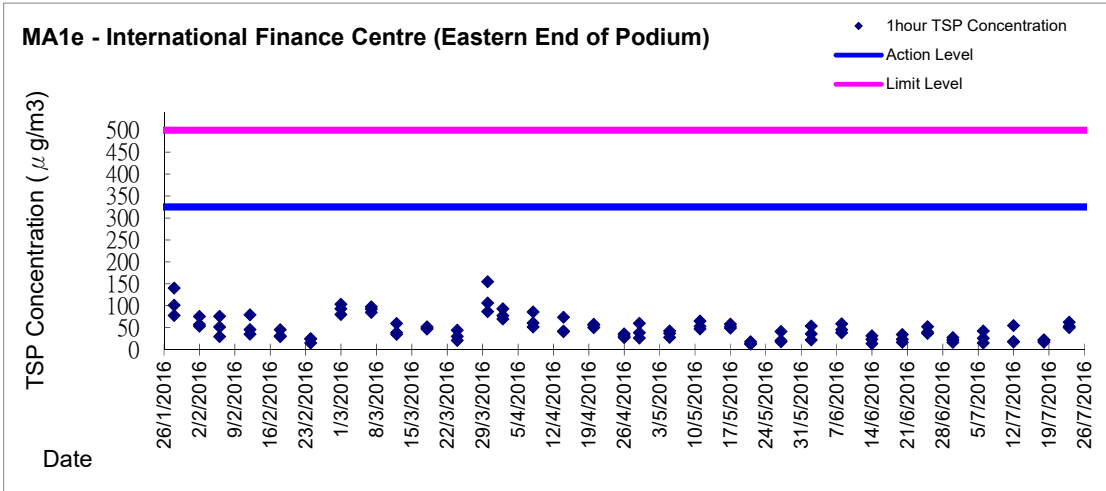
Date	Sampling Time	Weather Condition	Filter paper no.	Filter Weight, g		Elapse Time, hr		Sampling Time, hr	Flow Rate, m^3/min			Total Volume, m^3	TSP Level, $\mu\text{g}/\text{m}^3$
				Initial	Final	Initial	Final		Initial, Q_{si}	Final, Q_{sf}	Average		
29-Jun-16	8:00	Rainy	015775	2.8144	2.8631	18992.16	19016.16	24.00	1.20	1.20	1.20	1727	28.2
5-Jul-16	8:00	Cloudy	016219	2.8605	2.9123	19019.16	19043.16	24.00	1.20	1.20	1.20	1729	30.0
11-Jul-16	8:00	Cloudy	015739	2.8011	2.8553	19046.16	19070.16	24.00	1.20	1.20	1.20	1724	31.4
16-Jul-16	8:00	Fine	015737	2.7995	2.8556	19073.16	19097.16	24.00	1.20	1.20	1.20	1728	32.5
22-Jul-16	8:00	Fine	016377	2.8392	2.9118	19100.16	19124.16	24.00	1.20	1.20	1.20	1731	41.9

Report on 1-hour TSP monitoring

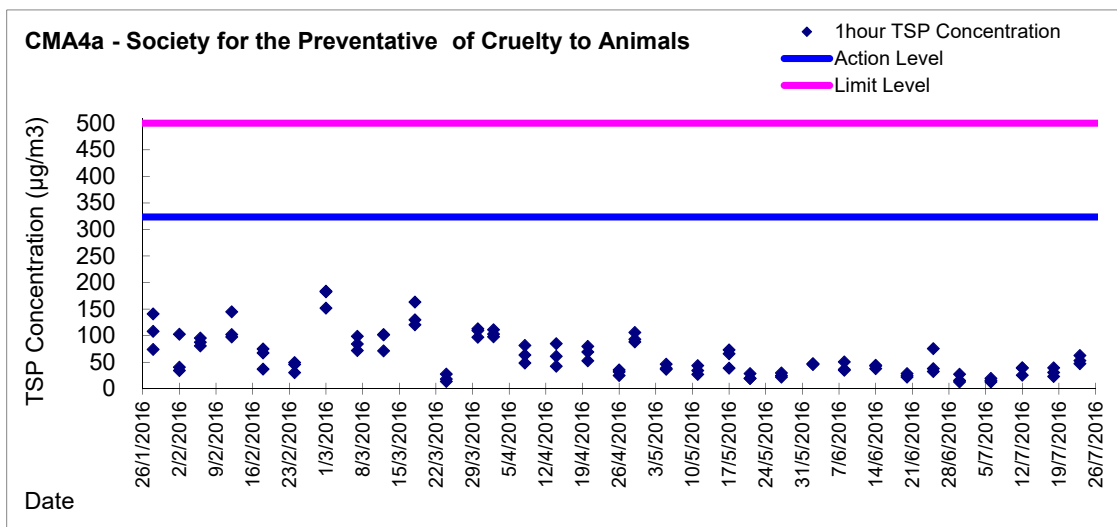
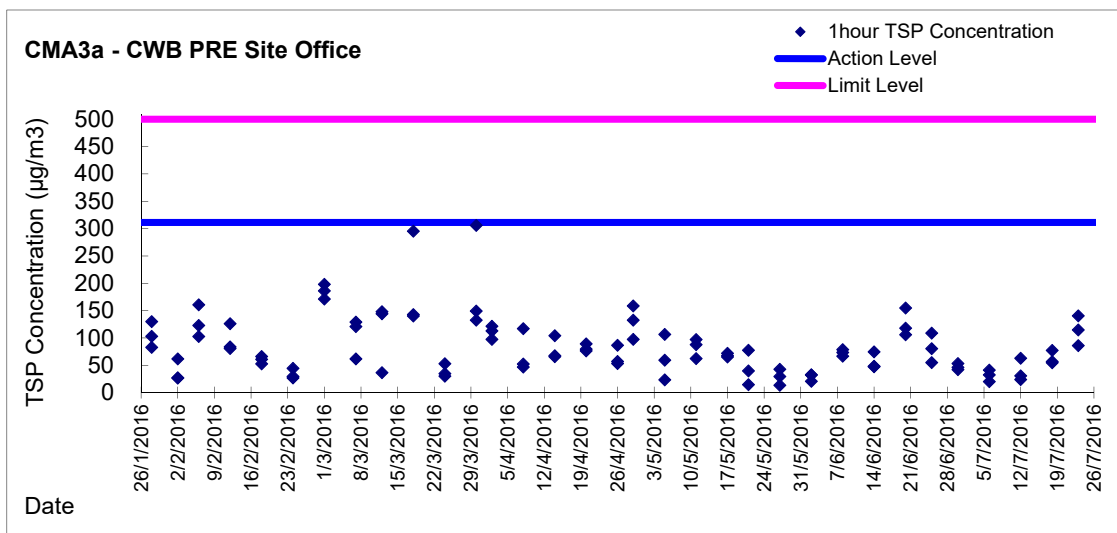
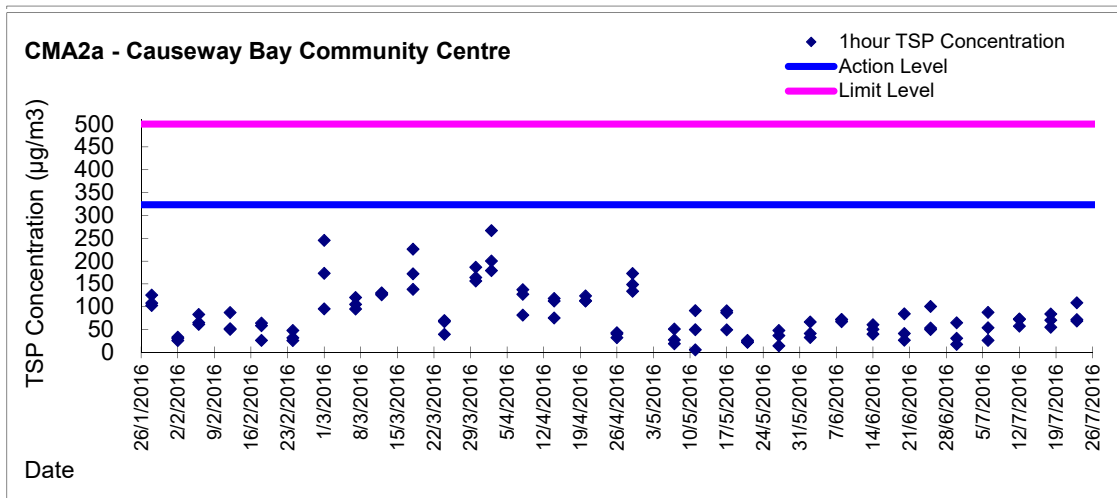
Action Level ($\mu\text{g}/\text{m}^3$) - 325.1
Limit Level ($\mu\text{g}/\text{m}^3$) - 500

Date	Sampling Time	Weather Condition	Filter paper no.	Filter Weight, g		Elapse Time, hr		Sampling Time, hr	Flow Rate, m^3/min			Total Volume, m^3	TSP Level, $\mu\text{g}/\text{m}^3$
				Initial	Final	Initial	Final		Initial, Q_{si}	Final, Q_{sf}	Average		
30-Jun-16	8:05	Cloudy	015772	2.8350	2.8363	19016.16	19017.16	1.00	1.20	1.20	1.20	72	18.1
30-Jun-16	9:07	Cloudy	016224	2.8456	2.8468	19017.16	19018.16	1.00	1.20	1.20	1.20	72	16.7
30-Jun-16	10:09	Cloudy	016221	2.8380	2.8390	19018.16	19019.16	1.00	1.20	1.20	1.20	72	13.9
6-Jul-16	8:02	Rainy	016232	2.8151	2.8176	19043.16	19044.16	1.00	1.20	1.20	1.20	72	34.7
6-Jul-16	9:04	Rainy	015746	2.8258	2.8276	19044.16	19045.16	1.00	1.20	1.20	1.20	72	25.0
6-Jul-16	10:06	Rainy	015743	2.8269	2.8280	19045.16	19046.16	1.00	1.20	1.20	1.20	72	15.3
12-Jul-16	8:20	Cloudy	016305	2.8312	2.8328	19070.16	19071.16	1.00	1.20	1.20	1.20	72	22.2
12-Jul-16	13:00	Cloudy	016307	2.8281	2.8295	19071.16	19072.16	1.00	1.20	1.20	1.20	72	19.5
12-Jul-16	14:05	Cloudy	015332	2.8472	2.8510	19072.16	19073.16	1.00	1.20	1.20	1.20	72	52.8
18-Jul-16	8:05	Fine	016368	2.8498	2.8511	19097.16	19098.16	1.00	1.20	1.20	1.20	72	18.0
18-Jul-16	9:07	Fine	016371	2.8258	2.8269	19098.16	19099.16	1.00	1.20	1.20	1.20	72	15.3
18-Jul-16	10:09	Fine	016374	2.8297	2.8309	19099.16	19100.16	1.00	1.20	1.20	1.20	72	16.6
23-Jul-16	8:05	Fine	016380	2.8550	2.8575	19124.16	19125.16	1.00	1.20	1.20	1.20	72	34.7
23-Jul-16	9:07	Fine	016667	2.9311	2.9344	19125.16	19126.16	1.00	1.20	1.20	1.20	72	45.8
23-Jul-16	10:09	Fine	016664	2.8836	2.8859	19126.16	19127.16	1.00	1.20	1.20	1.20	72	31.9

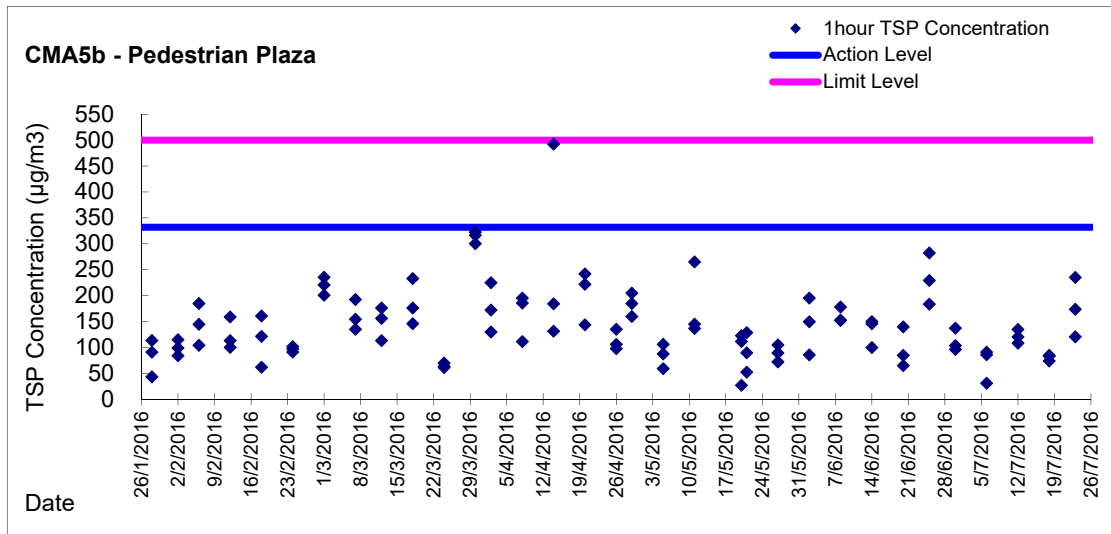
Graphic Presentation of 1 hour TSP Result



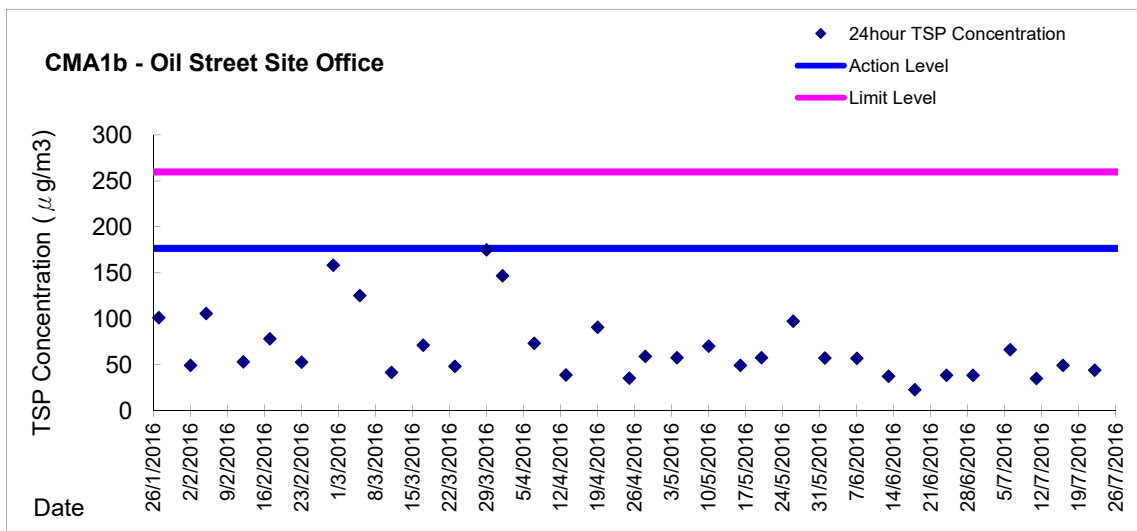
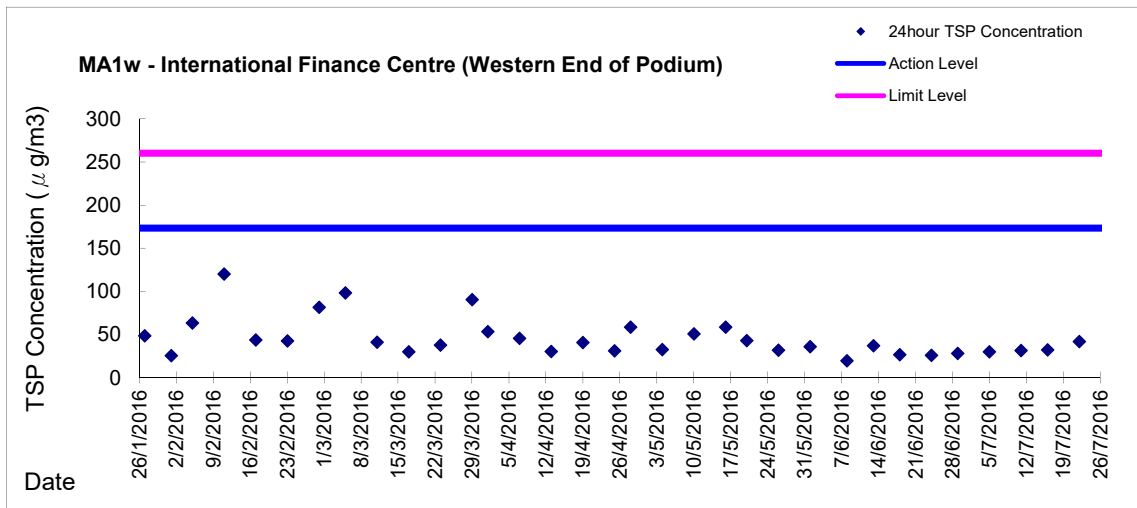
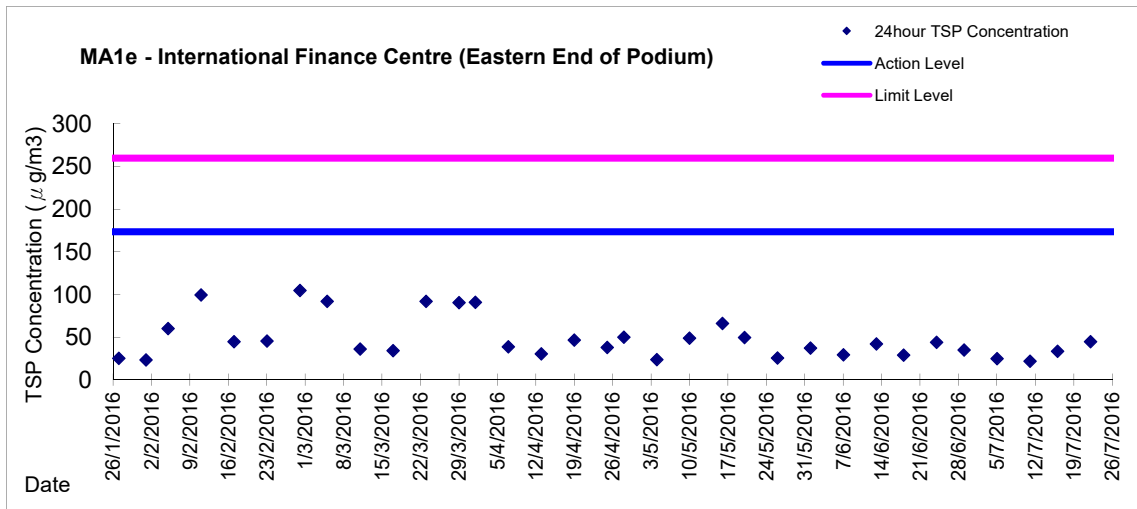
Graphic Presentation of 1 hour TSP Result



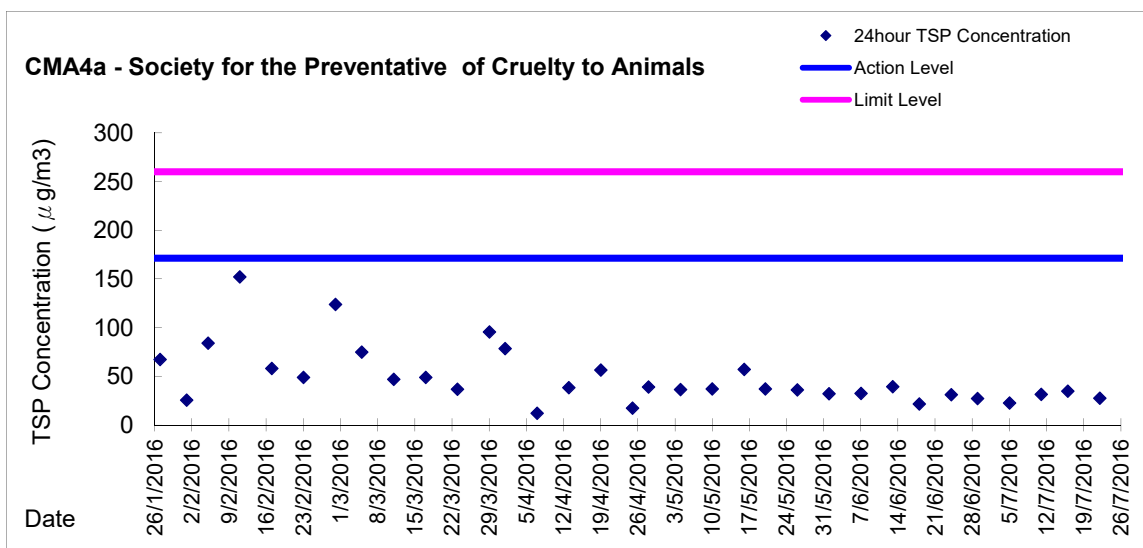
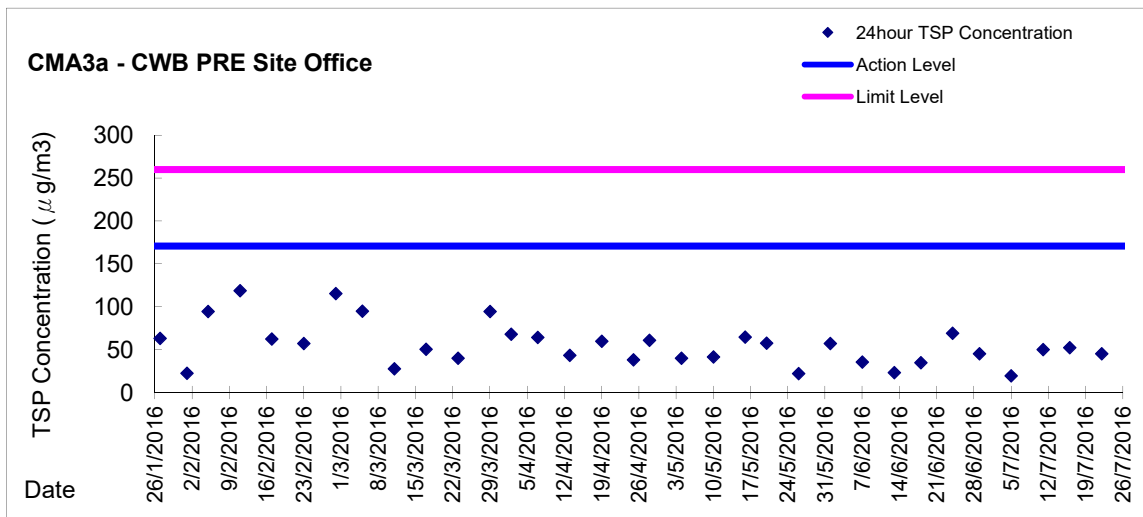
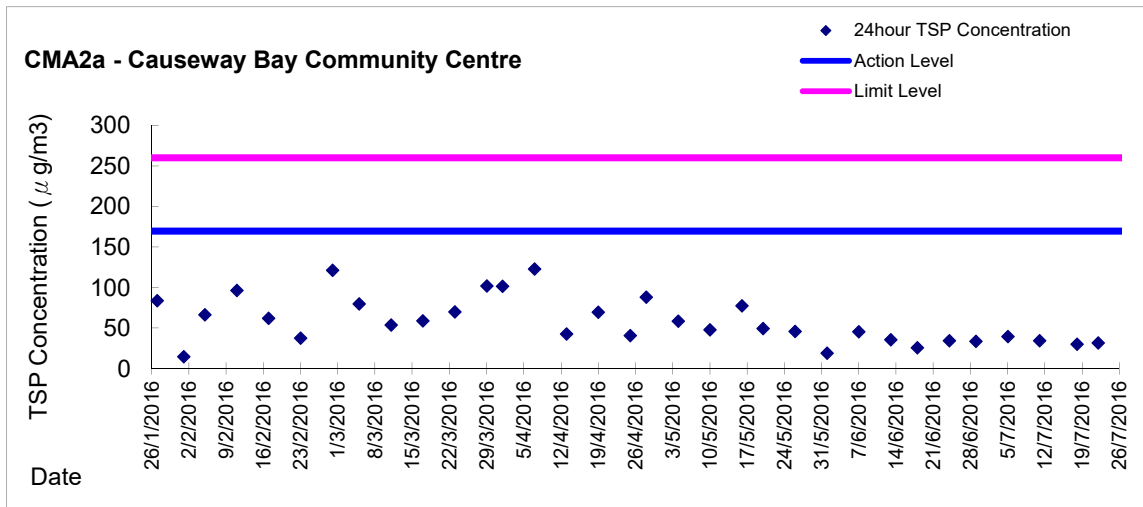
Graphic Presentation of 1 hour TSP Result



Graphic Presentation of 24 hour TSP Result



Graphic Presentation of 24 hour TSP Result





Graphic Presentation of 24 hour TSP Result

